



Product Guide

B Series...

B Series

Multi-Position & Hydronic Air Handlers




The Premier Upgrade for Any System...


Introducing B Series Multi-Position Air Handlers by ADP. Flexible options, including electric and hot water heat, standard and variable-speed motors, make this an ideal choice for many residential applications.




Easy to replace hot water heat kits – available factory or field installed



Two separate front panels for convenient access to internal components



Side return option available on 12–36 BTUH models




Filter rack door with thumb screws for easy access and replacement

Standard sized fiberglass air filter included with every air handler



Upflow, horizontal left & right configurations


Left and right dual drain connections with multiple knock-outs offer a variety of installation options





Multi-Function Controls

Easy to read plug and play multi-function control board, standard on all models.



Pump timer to meet local or national codes for water circulation

Control Board Features:

1. Controls both factory and field installed circulating pumps
2. 24 VAC isolation valve control
3. Auxiliary contacts for water heater or boiler activation
5. Thermostat connections
6. 60 second time delay for blower activation
7. 130°F aquastat time delay for blower activation (optional)

Variable-Speed Option

Optional variable-speed high efficiency ECM motor for enhanced product performance.



Variable-Speed Features & Benefits:

- Maintains selected CFM over wide range of static conditions
- Standard fan time delay feature
- Constant air circulation setting for improved IAQ
- LED display for visual indication of air volume

The ADP Advantage...

FLEXIBILITY

ADP tailors custom solutions to meet your unique market needs.

QUALITY

ADP proprietary testing technology ensures leak-free performance at the higher operating pressures of R-410A systems.

SERVICE

ADP coils and air handlers are made for seamless installation and easy access.

ENERGY SAVINGS

Many models are available to achieve higher SEER levels for ENERGY STAR compliance, utility rebates, and federal tax credits.

WARRANTY

B Series air handlers feature a standard 5-year limited warranty.

Product Nomenclature



Made in the USA
from US and imported parts

B C R M A3 9 24 S 3P 3

Series

B: Painted cabinet (taupe)

Blower Motor

C: 3-speed PSC motor
V: Variable-speed high efficiency ECM motor ^[1]

Horizontal Drain Pan Position ^[2]

R: Right-hand
O: No cooling coil

Airflow Configuration

V: Vertical only ^[2]
M: Multi-position ^[3]

Slab Number

Metering Device

0: No cooling coil
1: Piston (R-410A)
2: Piston (R-22)
6: Non-bleed A/C TXV (R-410A)
9: Non-bleed HP-A/C TXV (R-410A)

Voltage (All include time delay functionality)

1: 208/240V, 60 Hz, 1 ph.
3: 120V, 60 Hz, 1 ph. ^[4]
4: 120V, 60 Hz, 1 ph. & 130°F aquastat ^[4]

Electric Heat ^{[4] [5]}

00: No heat
02: 2.5 kW electric
05: 5 kW electric

Hot Water Coil w/Pump & Valve Assembly

2P: 2 row hot water coil (sizes 12-30, 36)
3P: 3 row hot water coil (all sizes)
4P: 4 row hot water coil (sizes 31, 37-60)

Hot Water Coil w/o Pump & Valve Assembly

2N: 2 row hot water coil (sizes 12-30, 36)
3N: 3 row hot water coil (all sizes)
4N: 4 row hot water coil (sizes 31, 37-60)

Line Voltage Connection

	Amount of Heat			
	0 kW	2.5 kW	5 kW	Hot Water
S: Stripped wire	#		#	#
T: Terminal block		#	○	
B: Circuit breaker			○	

#: standard ○: optional

Unit Size

12, 18, 24, 25, 30, 36 | **31, 37, 42, 48, 60**

Slant coil (side return capable) | A-coil

[1] Variable-speed motor option not available in some unit sizes and some slab numbers; see price sheet for availability.

[2] Horizontal drain pans can be field installed as an accessory in vertical only air handlers for multi-position configuration.

[3] Multi-position air handlers will have factory installed horizontal drain pan on right side.

[4] Electric heat models not available in 120V, 60 Hz.

[5] Electric heat kits higher than 5 kW only available as field installed kits.

Note: Horizontal drain pan position for slant coil models indicate that the opposing side of the cabinet is side air return capable. All air handlers with slant coils can be field converted to allow for either left- or right-side air return. Approved in state Commonwealth of Massachusetts.

Air Handler Size		12	18	24	25	30	31	36	37	42	48	60
Dimensions	Height (in)	44	44	44	48	48	49	48	49	49	49	53
	Depth (in)	22	22	22	22	22	26	22	26	26	26	26
	Width (in)	15	15	15	18 ½	18 ½	20	18 ½	20	20	20	22

Proudly distributed by:

2175 West Park Place Boulevard
Stone Mountain, Georgia 30087
www.adpnow.com

ISO 9001:2008
—Registered Quality System—



SL-BAH-12
March 2016